

<b>Aggregation Level</b> State	Select Nation or State Colorado	Select County All	Select Field Office All
-----------------------------------	------------------------------------	----------------------	----------------------------

The data visuals on these dashboards look at the flow at the front end of the child welfare system, beginning with reports accepted for investigation. The visuals can be used to examine different patterns based on who made the report to CPS, the type of maltreatment, the race/ethnicity and age of the children included in the report.

## Step 1: At what aggregation do you want to see the data?

In the "Aggregation Level" drop-down above, please select National, State, County, or Field Office.

## Step 2: Set additional aggregation level preferences.

**National View:** (1) Set the 'Aggregation Level' to National, (2) In the 'Nation or State' drop-down above please select 'All', and (3) confirm that both the 'County' and 'Field Office' drop-downs are set to 'All'.

**State View:** (1) Set the 'Aggregation Level' to State, (2) In the 'Nation or State' drop-down above please select your state of interest then (3) confirm both the 'County' and 'Field Office' drop-downs are set to 'All'.

**County View:** (1) Set the 'Aggregation Level' to County, (2) In the 'Nation or State' drop-down above please select the state, then (3) type in county of interest from the 'County' drop-down, then (4) confirm that the 'Field Office' drop-down is set to 'All'

**Field Office View:** (1) Set the 'Aggregation Level' to Field Office, (2) In the 'Nation or State' drop-down confirm selection of 'All' and 'County' drop-down confirm selection of 'All', then (3) select your field office of interest from the 'Field Office' drop down above.

## Step 3: Select tabs at top of page to view data (*pages may take up to a minute to load*).

Hovering over and clicking on 'paths' will display additional information and highlight path of flow of data.

## Notes:

National and state data will only be accurate upon all states submitting their current NCANDS data.

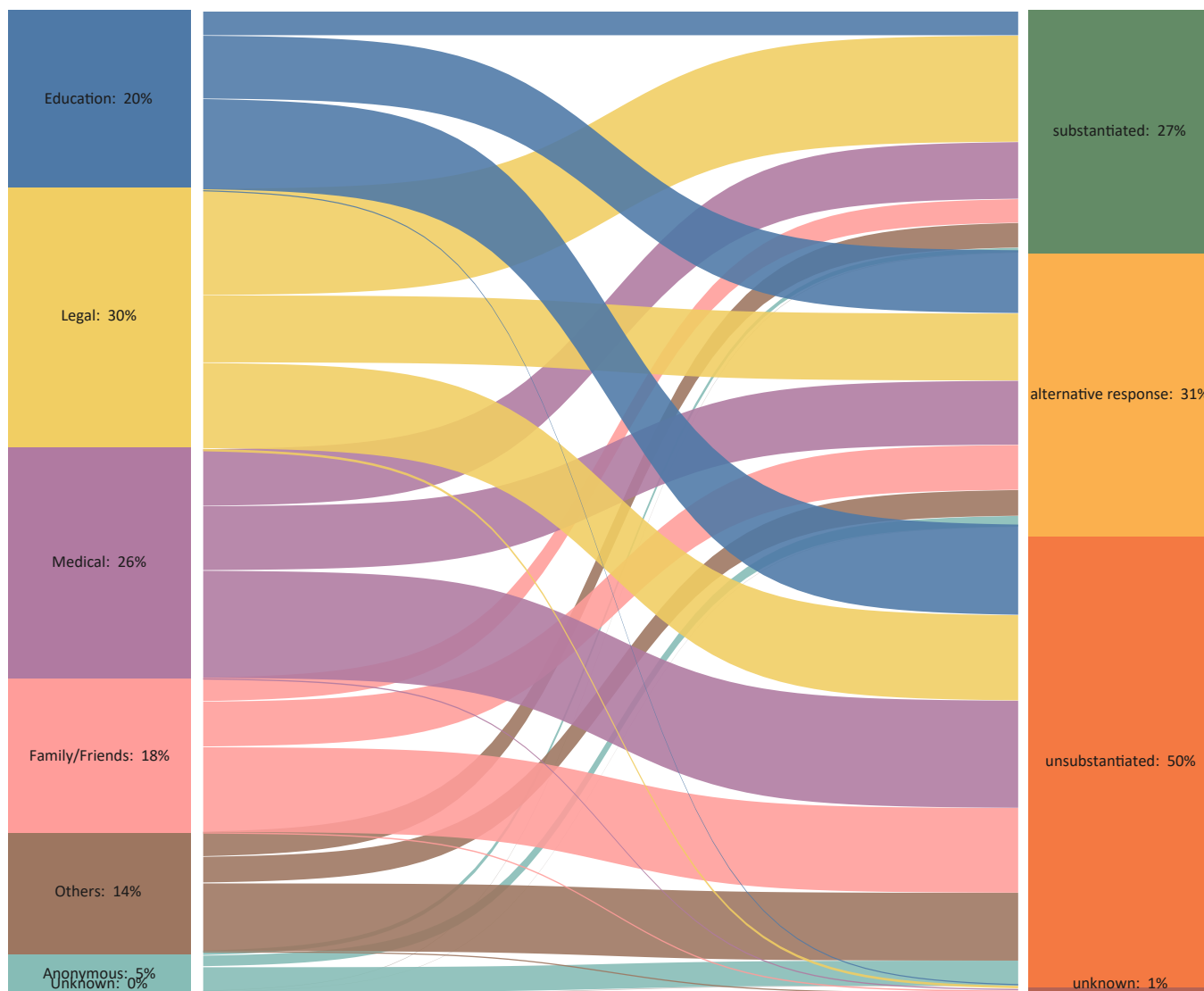
For additional information, explore DASH or contact Data Advocacy at [DataRequest@casey.org](mailto:DataRequest@casey.org)

# Report Source to Disposition (2021) | Colorado

**CONFIDENTIAL - INTERNAL USE ONLY**  
 Prepared by Data Advocacy, 01/27/2023  
 Data source: state-submitted NCANDS files

The data on this report come from NCANDS. This data source starts with reports that have been accepted for investigation. Data about hotline calls that do not result in an investigation are not available.

Note that a single report often contains more than one child and that there may be reports from more than one source per child and/or allegation. Thus the percents will total more than 100%



### Report Source

**Education** includes school personnel and child care providers  
**Legal** includes law enforcement and criminal justice  
**Medical** includes medical and mental health personnel  
**Family/Friends** includes parents, neighbor, other relative  
**Others** includes alleged victim, social services personnel, substitute care providers

### Disposition grouping

**Substantiated:** Substantiated ; Indicated or reason to suspect  
**Alternative Response disposition:** AR-victim; AR-not a victim  
**Unsubstantiated:** unsubstantiated; unsubstantiated due to intentionally false reporting  
**No finding:** closed - no finding  
**Unknown:** other; unknown



# Report Source to Disposition (2021) | Colorado

**CONFIDENTIAL - INTERNAL USE ONLY**  
 Prepared by Data Advocacy, 01/27/2023  
 Data source: state-submitted NCANDS files

The data on this report come from NCANDS. This data source starts with reports that have been accepted for investigation. Data about hotline calls that do not result in an investigation are not available.

Note that a single report often contains more than one child and that there may be reports from more than one source per child and/or allegation. Thus the percents will total more than 100%.

Report Source Description	Disposition Grouped	# of children	% of children
Education	substantiated	1,215	14%
	alternative response	3,210	36%
	unsubstantiated	4,580	52%
	unknown	58	1%
Legal	substantiated	5,400	42%
	alternative response	3,430	27%
	unsubstantiated	4,357	34%
	unknown	128	1%
Medical	substantiated	2,919	26%
	alternative response	3,272	29%
	unsubstantiated	5,462	48%
	unknown	64	1%
Family/Friends	substantiated	1,213	16%
	alternative response	2,300	30%
	unsubstantiated	4,300	56%
	unknown	71	1%
Others	substantiated	1,248	21%
	alternative response	1,326	22%
	unsubstantiated	3,439	58%
	unknown	62	1%
Anonymous	substantiated	226	11%
	alternative response	543	26%
	unsubstantiated	1,279	62%
	unknown	18	1%
Unknown	substantiated	25	32%
	alternative response	15	19%
	unsubstantiated	30	39%
	unknown	7	9%

## Report Source

**Education** includes school personnel and child care providers

**Legal** includes law enforcement and criminal justice

**Medical** includes medical and mental health personnel

**Family/Friends** includes parents, neighbor, other relative

**Others** includes alleged victim, social services personnel, substitute care providers

## Disposition groupings

**Substantiated:** Substantiated ; Indicated or reason to suspect

**Alternative Response disposition:** AR-victim; AR-not a victim

**Unsubstantiated:** unsubstantiated; unsubstantiated due to intentionally false reporting

**No finding:** closed - no finding

**Unknown:** other; unknown

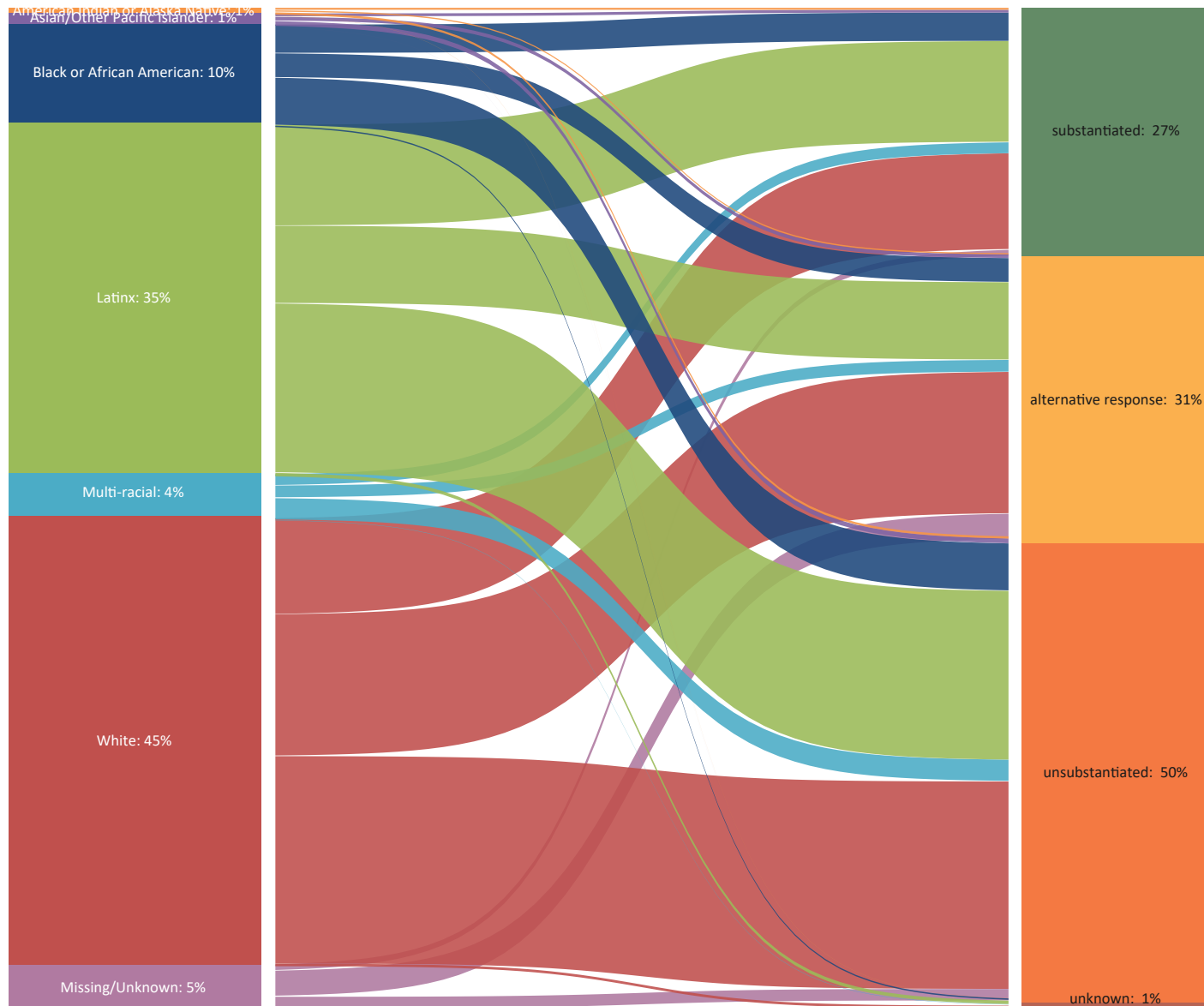


# Race/Ethnicity to Disposition (2021) | Colorado

**CONFIDENTIAL - INTERNAL USE ONLY**  
 Prepared by Data Advocacy, 01/27/2023  
 Data source: state-submitted NCANDS files

The data on this report come from NCANDS. This data source starts with reports that have been accepted for investigation. Data about hotline calls that do not result in an investigation are not available.

Note that a single report often contains more than one child and that there may be reports from more than one source per child and/or allegation. Thus the percents will total more than 100%



## Race/Ethnicity

Based on data entered into NCANDS.

## Disposition grouping

**Substantiated:** Substantiated ; Indicated or reason to suspect

**Alternative Response disposition:** AR-victim; AR-not a victim

**Unsubstantiated:** unsubstantiated; unsubstantiated due to intentionally false reporting

**No finding:** closed - no finding

**Unknown:** other; unknown



# Race/Ethnicity to Disposition (2021) | Colorado

**CONFIDENTIAL - INTERNAL USE ONLY**  
 Prepared by Data Advocacy, 01/27/2023  
 Data source: state-submitted NCANDS files

The data on this report come from NCANDS. This data source starts with reports that have been accepted for investigation. Data about hotline calls that do not result in an investigation are not available.

Note that a single report often contains more than one child and that there may be reports from more than one source per child and/or allegation. Thus the percents will total more than 100%

Race/Ethnicity	Disposition Grouped	# of children	% of children
American Indian or Alaska Native	substantiated	91	40%
	unsubstantiated	102	44%
	alternative response	60	26%
	unknown	6	3%
Asian/Other Pacific Islander	substantiated	130	26%
	unsubstantiated	224	46%
	alternative response	173	35%
	unknown	2	0%
Black or African American	substantiated	1,319	31%
	unsubstantiated	2,166	51%
	alternative response	1,127	27%
	unknown	65	2%
Latinx/Hispanic	substantiated	4,754	31%
	unsubstantiated	7,855	52%
	alternative response	3,651	24%
	unknown	162	1%
Missing/Unknown	substantiated	269	14%
	unsubstantiated	544	27%
	alternative response	1,196	60%
	unknown	23	1%
Multi-racial	substantiated	506	28%
	unsubstantiated	974	53%
	alternative response	554	30%
	unknown	17	1%
White	substantiated	4,561	24%
	unsubstantiated	9,652	50%
	alternative response	6,691	35%
	unknown	124	1%

**Race/Ethnicity**

Based on data entered into NCANDS.

**Disposition grouping**

**Substantiated:** Substantiated ; Indicated or reason to suspect

**Alternative Response disposition:** AR-victim; AR-not a victim

**Unsubstantiated:** unsubstantiated; unsubstantiated due to intentionally false reporting

**No finding:** closed - no finding

**Unknown:** other; unknown



# Comparisons (2021) | Colorado

**CONFIDENTIAL - INTERNAL USE ONLY**  
 Prepared by Data Advocacy, 01/27/2023  
 Data source: state-submitted NCANDS files

The data on this report come from NCANDS. This data source starts with reports that have been accepted for investigation. Data about hotline calls that do not result in an investigation are not available.

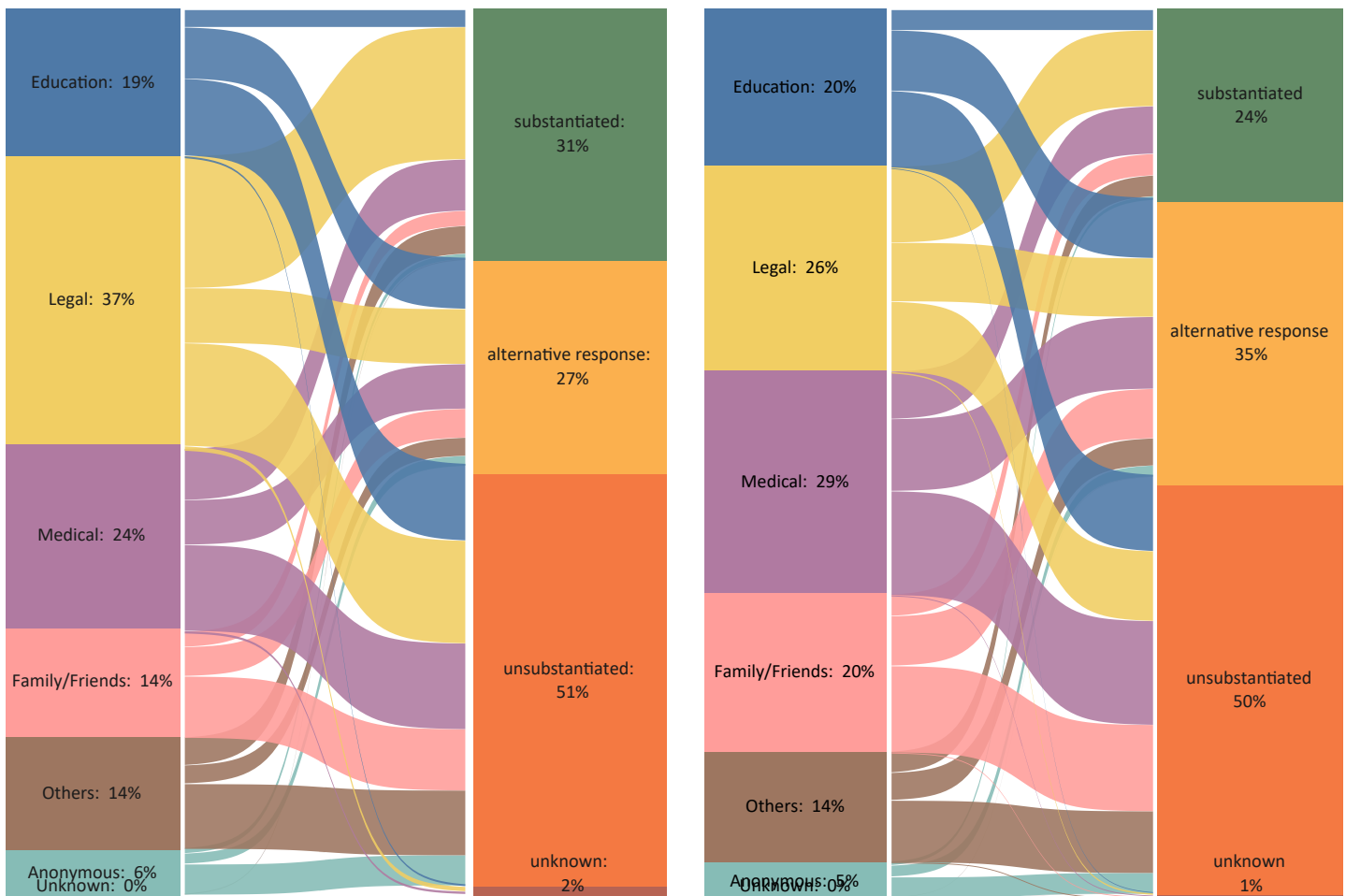
Note that a single report often contains more than one child and that there may be reports from more than one source per child and/or allegation. Thus the percents will total more than 100%

Each diagram can be filtered by age group and race/ethnicity of children. Select different combinations for each half to compare groups.

**NOTE - if there are less than ~ 10 children in a path based on the filters the path may not render.**

race/ethnicity of children    age  
 Black or African American    0-17 year olds (all ages)

race/ethnicity of children    age  
 White    0-17 years old (all ages)



**Report Source**

**Education** includes school personnel and child care providers  
**Legal** includes law enforcement and criminal justice  
**Medical** includes medical and mental health personnel  
**Family/Friends** includes parents, neighbor, other relative  
**Others** includes alleged victim, social services personnel, substitute care providers

**Disposition grouping**

**Substantiated:** Substantiated ; Indicated or reason to suspect  
**Alternative Response disposition:** AR-victim; AR-not a victim  
**Unsubstantiated:** unsubstantiated; unsubstantiated due to intentionally false reporting  
**No finding:** closed - no finding  
**Unknown:** other; unknown



# Comparisons (2021) | Colorado

**CONFIDENTIAL - INTERNAL USE ONLY**  
 Prepared by Data Advocacy, 01/27/2023  
 Data source: state-submitted NCANDS files

The data on this report come from NCANDS. This data source starts with reports that have been accepted for investigation. Data about hotline calls that do not result in an investigation are not available.

Note that a single report often contains more than one child and that there may be reports from more than one source per child and/or allegation. Thus the percents will total more than 100%

## Filtered on Black or African American, ages 0-17 year olds (all ages)

		# of children	% of children
Education	substantiated	96	12%
	alternative response	290	36%
	unsubstantiated	434	54%
	unknown	11	1%
Legal	substantiated	735	47%
	alternative response	312	20%
	unsubstantiated	583	37%
	unknown	25	2%
Medical	substantiated	291	29%
	alternative response	252	25%
	unsubstantiated	481	48%
	unknown	13	1%
Family/Friends	substantiated	86	15%
	alternative response	163	28%
	unsubstantiated	344	58%
	unknown	6	1%
Others	substantiated	157	26%
	alternative response	103	17%
	unsubstantiated	362	59%
	unknown	4	1%
Anonymous	substantiated	29	11%
	alternative response	57	22%
	unsubstantiated	173	67%
	unknown	3	1%
Unknown	substantiated	6	46%
	unsubstantiated	4	31%
	unknown	3	23%

## Filtered on White, ages 0-17 years old (all ages)

		# of children	% of children
Education	substantiated	507	13%
	alternative response	1,518	40%
	unsubstantiated	1,915	50%
	unknown	19	0%
Legal	substantiated	1,920	38%
	alternative response	1,480	29%
	unsubstantiated	1,757	35%
Medical	substantiated	1,205	22%
	alternative response	1,812	33%
	unsubstantiated	2,610	47%
	unknown	23	0%
Family/Friends	substantiated	542	14%
	alternative response	1,250	32%
	unsubstantiated	2,165	56%
	unknown	21	1%
Others	substantiated	522	19%
	alternative response	688	25%
	unsubstantiated	1,550	57%
	unknown	23	1%
Anonymous	substantiated	86	10%
	alternative response	273	31%
	unsubstantiated	525	60%
	unknown	2	0%
Unknown	substantiated	2	11%
	alternative response	10	53%
	unsubstantiated	7	37%

### Report Source

**Education** includes school personnel and child care providers  
**Legal** includes law enforcement and criminal justice  
**Medical** includes medical and mental health personnel  
**Family/Friends** includes parents, neighbor, other relative  
**Others** includes alleged victim, social services personnel, substitute care providers

### Disposition grouping

**Substantiated:** Substantiated ; Indicated or reason to suspect  
**Alternative Response disposition:** AR-victim; AR-not a victim  
**Unsubstantiated:** unsubstantiated; unsubstantiated due to intentionally false reporting  
**No finding:** closed - no finding  
**Unknown:** other; unknown



# Neglect Maltreatment (2021) | Colorado

**CONFIDENTIAL - INTERNAL USE ONLY**  
 Prepared by Data Advocacy, 01/27/2023  
 Data source: state-submitted NCANDS files

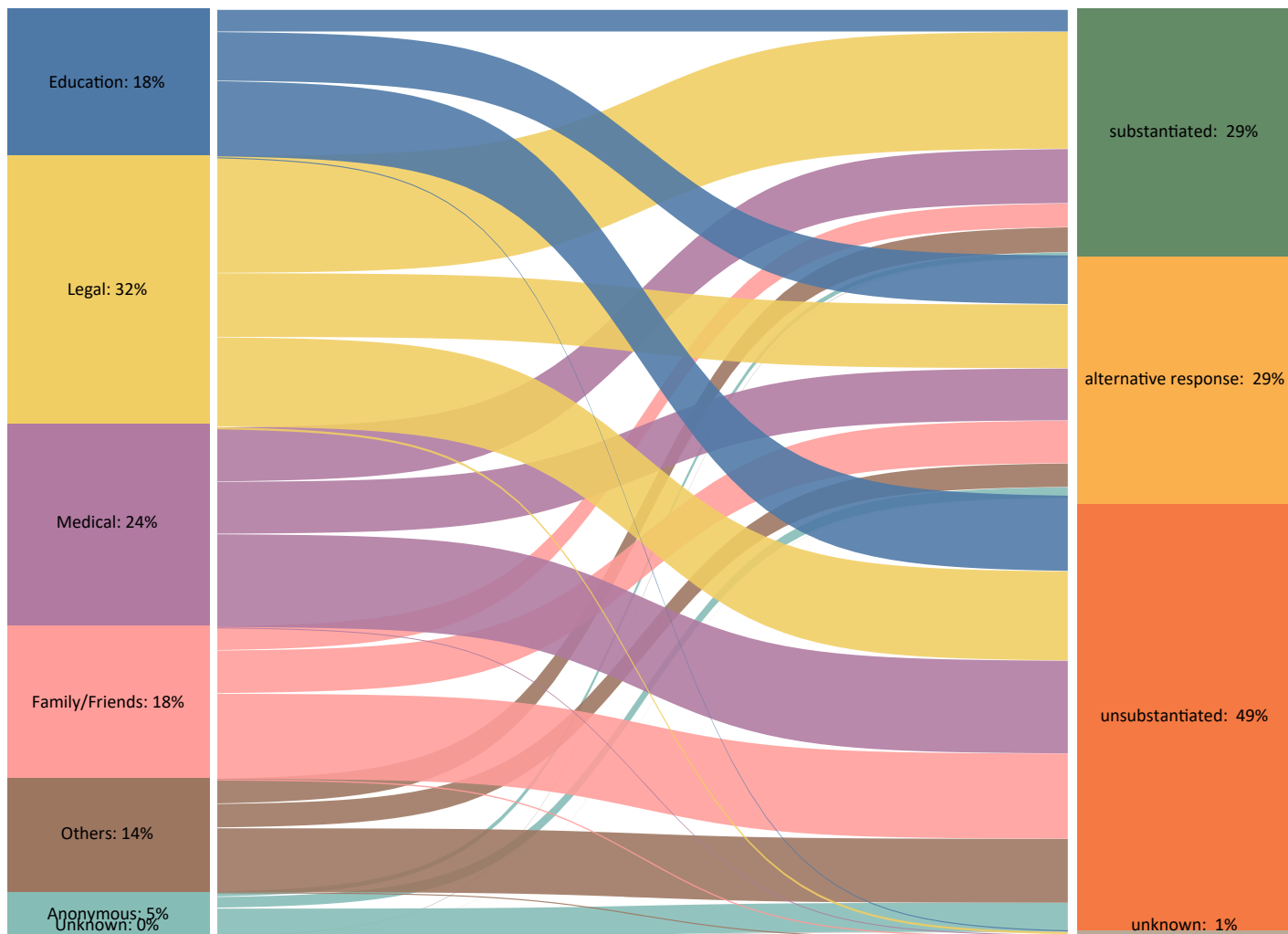
The data on this report come from NCANDS. This data source starts with reports that have been accepted for investigation. Data about hotline calls that do not result in an investigation are not available.

Note that a single report often contains more than one child and that there may be reports from more than one source per child and/or allegation. Thus the percents will total more than 100%

When you **select the type of maltreatment**, the diagram will show report sources for that specific type of maltreatment and the path to disposition.

Select type of maltreatment.

Neglect



**Report Source**

**Education** includes school personnel and child care providers  
**Legal** includes law enforcement and criminal justice  
**Medical** includes medical and mental health personnel  
**Family/Friends** includes parents, neighbor, other relative  
**Others** includes alleged victim, social services personnel, substitute care providers

**Disposition grouping**

**Substantiated:** Substantiated ; Indicated or reason to suspect  
**Alternative Response disposition:** AR-victim; AR-not a victim  
**Unsubstantiated:** unsubstantiated; unsubstantiated due to intentionally false reporting  
**No finding:** closed - no finding  
**Unknown:** other; unknown





# Neglect Maltreatment (2021) | Colorado

**CONFIDENTIAL - INTERNAL USE ONLY**  
 Prepared by Data Advocacy, 01/27/2023  
 Data source: state-submitted NCANDS files

The data on this report come from NCANDS. This data source starts with reports that have been accepted for investigation. Data about hotline calls that do not result in an investigation are not available.

Note that a single report often contains more than one child and that there may be reports from more than one source per child and/or allegation. Thus the percents will total more than 100%

		# of children	% of children
Education	substantiated	854	15%
	alternative response	1,921	34%
	unsubstantiated	2,944	52%
	unknown	41	1%
Legal	substantiated	4,552	44%
	alternative response	2,503	24%
	unsubstantiated	3,504	34%
	unknown	87	1%
Medical	substantiated	2,137	28%
	alternative response	2,050	27%
	unsubstantiated	3,635	47%
	unknown	37	0%
Family/Friends	substantiated	933	16%
	alternative response	1,680	29%
	unsubstantiated	3,323	57%
	unknown	54	1%
Others	substantiated	963	22%
	alternative response	929	21%
	unsubstantiated	2,497	57%
	unknown	43	1%
Anonymous	substantiated	192	11%
	alternative response	418	24%
	unsubstantiated	1,140	65%
	unknown	12	1%
Unknown	substantiated	22	37%
	alternative response	6	10%
	unsubstantiated	24	41%
	unknown	7	12%

## Report Source

**Education** includes school personnel and child care providers

**Legal** includes law enforcement and criminal justice

**Medical** includes medical and mental health personnel

**Family/Friends** includes parents, neighbor, other relative

**Others** includes alleged victim, social services personnel, substitute care providers

## Disposition grouping

**Substantiated:** Substantiated ; Indicated or reason to suspect

**Alternative Response disposition:** AR-victim; AR-not a victim

**Unsubstantiated:** unsubstantiated; unsubstantiated due to intentionally false reporting

**No finding:** closed - no finding

**Unknown:** other; unknown



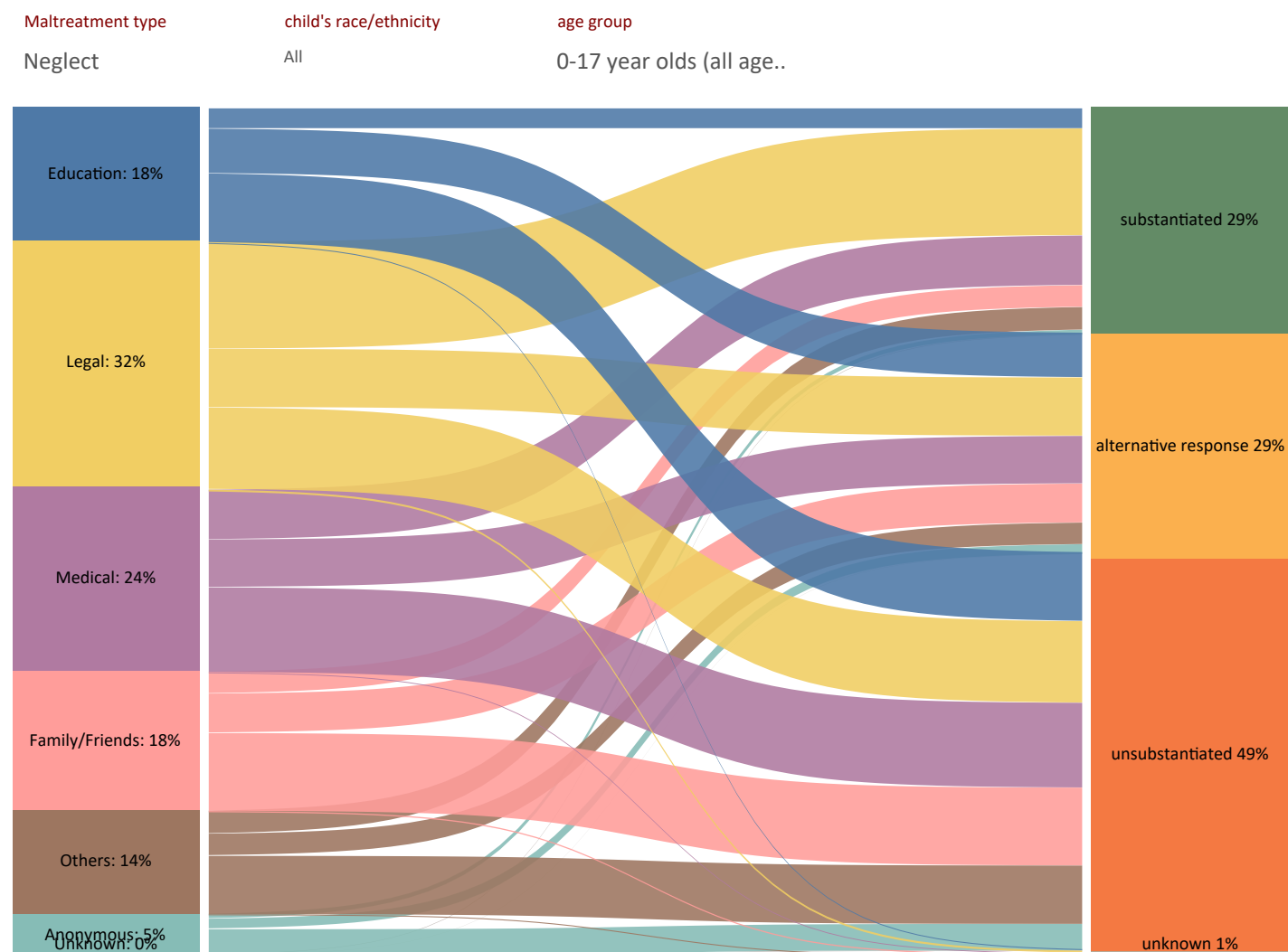
# Report Source to Disposition (2021) | Colorado

**CONFIDENTIAL - INTERNAL USE ONLY**  
 Prepared by Data Advocacy, 01/27/2023  
 Data source: state-submitted NCANDS files

The data on this report come from NCANDS. This data source starts with reports that have been accepted for investigation. Data about hotline calls that do not result in an investigation are not available.

Note that a single report often contains more than one child and that there may be reports from more than one source per child and/or allegation. Thus the percents will total more than 100%

When you **select the type of maltreatment, age, and race/ethnicity**, the diagram will show report sources for that specific type of maltreatment and the path to disposition. NOTE - if there are less than ~ 10 children in a path based on the filters the path may not render.



**Report Source**

**Education** includes school personnel and child care providers  
**Legal** includes law enforcement and criminal justice  
**Medical** includes medical and mental health personnel  
**Family/Friends** includes parents, neighbor, other relative  
**Others** includes alleged victim, social services personnel, substitute care providers

**Disposition grouping**

**Substantiated:** Substantiated ; Indicated or reason to suspect  
**Alternative Response disposition:** AR-victim; AR-not a victim  
**Unsubstantiated:** unsubstantiated; unsubstantiated due to intentionally false reporting  
**No finding:** closed - no finding  
**Unknown:** other; unknown



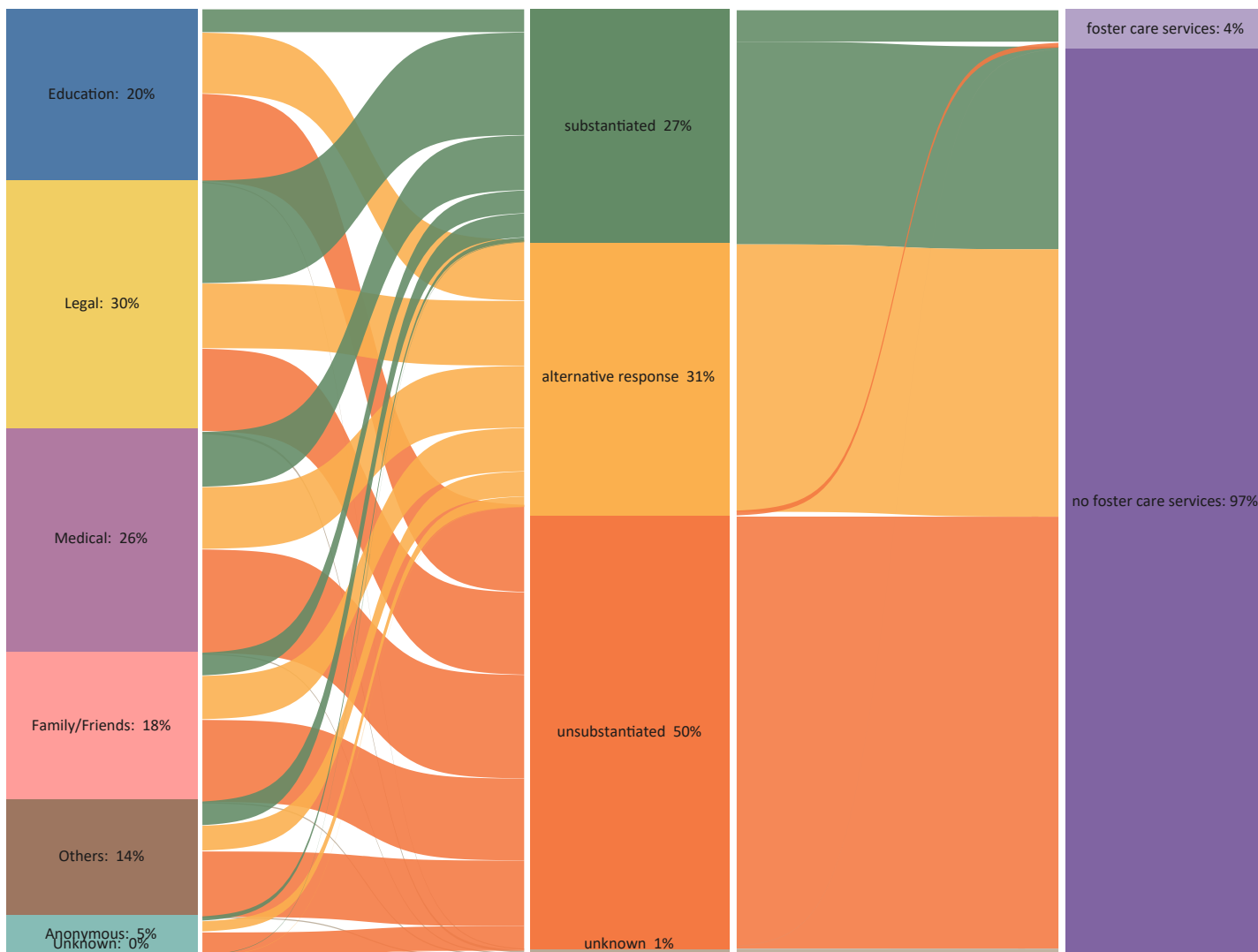
# Reporter to Foster Care (2021) | Colorado

**CONFIDENTIAL - INTERNAL USE ONLY**  
 Prepared by Data Advocacy, 01/27/2023  
 Data source: state-submitted NCANDS files

The data on this report come from NCANDS. This data source starts with reports that have been accepted for investigation. Data about hotline calls that do not result in an investigation are not available.

Note that a single report often contains more than one child and that there may be reports from more than one source per child and/or allegation. Thus the percents will total more than 100%

Note: Foster Care Services is an optional field in NCANDS and not used by all states.



### Report Source


**Education** includes school personnel and child care providers  
**Legal** includes law enforcement and criminal justice  
**Medical** includes medical and mental health personnel  
**Family/Friends** includes parents, neighbor, other relative  
**Others** includes alleged victim, social services personnel, substitute care providers

### Disposition grouping

**Substantiated:** Substantiated ; Indicated or reason to suspect  
**Alternative Response disposition:** AR-victim; AR-not a victim  
**Unsubstantiated:** unsubstantiated; unsubstantiated due to intentionally false reporting  
**No finding:** closed - no finding  
**Unknown:** other; unknown

### Foster Care Services

This field indicates that this service began or continued for the child in the report or the child's family as a result of the CPS response to reported allegations. The services must have been delivered between the report date and 90 days after the disposition date of the report, and the services continued past the report disposition date.

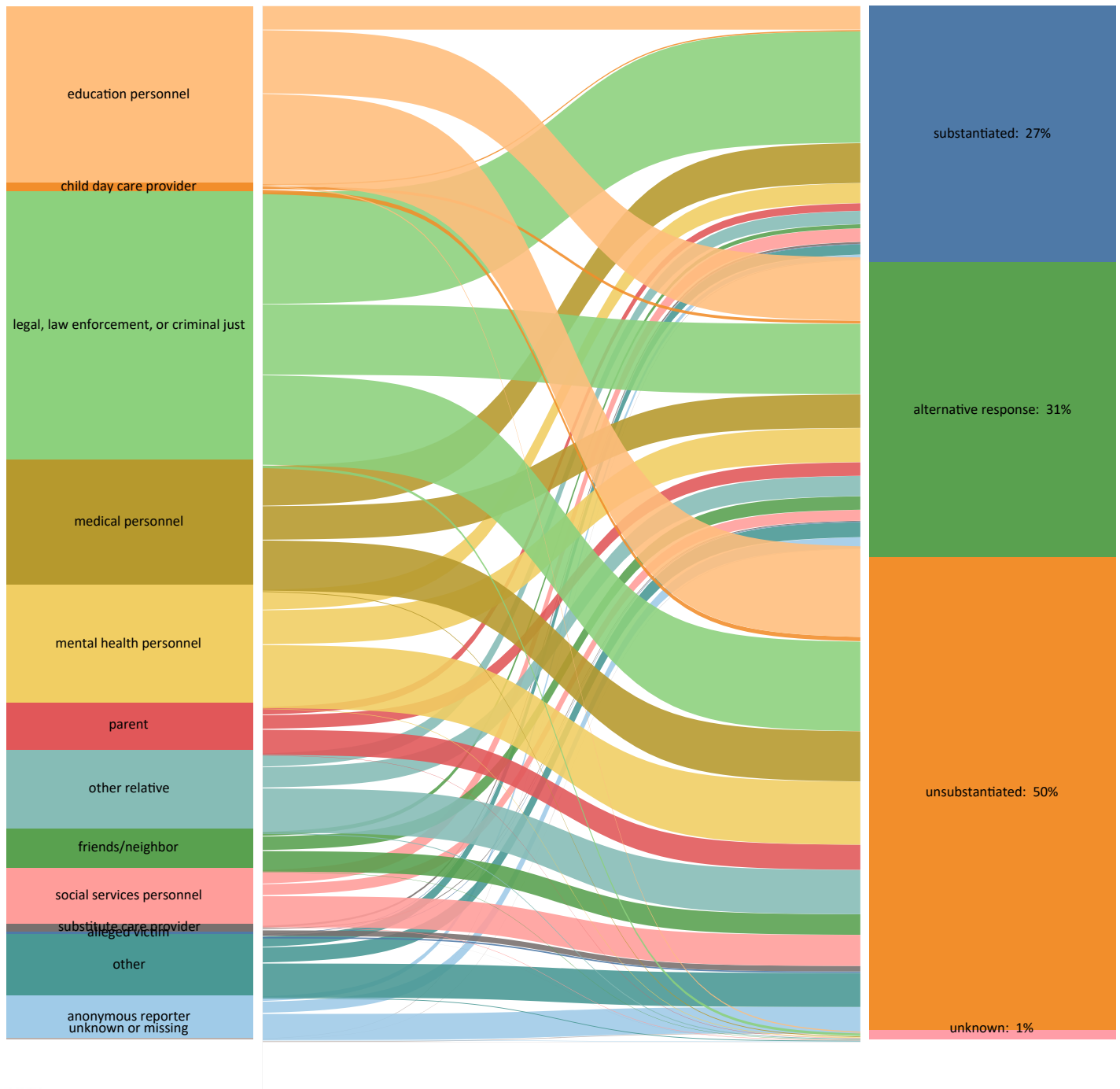


# Report Detail to Disposition (2021) | Colorado

CONFIDENTIAL - INTERNAL USE ONLY  
Prepared by Data Advocacy, 01/27/2023  
Data source: state-submitted NCANDS files

The data on this report come from NCANDS. This data source starts with reports that have been accepted for investigation. Data about hotline calls that do not result in an investigation are not available.

Note that a single report often contains more than one child and that there may be reports from more than one source per child and/or allegation. Thus the percents will total more than 100%



# Report Detail to Disposition (2021) | Colorado

**CONFIDENTIAL - INTERNAL USE ONLY**  
 Prepared by Data Advocacy, 01/27/2023  
 Data source: state-submitted NCANDS files

			# of children	% of children	
Education	education personnel	Substantiated	1,153	14%	
		Alternative Response - Not a victim	3,075	36%	
		Unsubstantiated	4,385	52%	
		Unknown/Missing	58	1%	
	child day care provider	Substantiated	62	15%	
		Alternative Response - Not a victim	141	35%	
		Unsubstantiated	210	52%	
	Legal	legal, law enforcement, or criminal just	Substantiated	5,400	42%
Alternative Response - Not a victim			3,430	27%	
Unsubstantiated			4,357	34%	
Unknown/Missing			128	1%	
Medical	medical personnel	Substantiated	1,953	33%	
		Alternative Response - Not a victim	1,647	27%	
		Unsubstantiated	2,456	41%	
		Unknown/Missing	37	1%	
	mental health personnel	Substantiated	975	17%	
		Alternative Response - Not a victim	1,657	29%	
		Unsubstantiated	3,066	54%	
		Unknown/Missing	27	0%	
	Family/Friends	friends/neighbor	Substantiated	198	11%
			Alternative Response - Not a victim	663	36%
Unsubstantiated			1,003	54%	
Unknown/Missing			15	1%	
other relative		Substantiated	650	17%	
		Alternative Response - Not a victim	988	26%	
		Unsubstantiated	2,144	57%	
		Unknown/Missing	42	1%	
parent		Substantiated	372	17%	
		Alternative Response - Not a victim	666	30%	
		Unsubstantiated	1,227	55%	
		Unknown/Missing	14	1%	
Others	alleged victim	Substantiated	26	21%	
		Alternative Response - Not a victim	28	23%	
		Unsubstantiated	68	55%	
		Unknown/Missing	1	1%	
	other	Substantiated	503	17%	
		Alternative Response - Not a victim	736	25%	
		Unsubstantiated	1,662	57%	
		Unknown/Missing	37	1%	
	social services personnel	Substantiated	652	24%	
		Alternative Response - Not a victim	534	20%	
		Unsubstantiated	1,507	57%	
		Unknown/Missing	22	1%	
	substitute care provider	Substantiated	92	23%	
		Alternative Response - Not a victim	41	10%	
		Unsubstantiated	269	67%	
		Unknown/Missing	2	0%	
Anonymous	anonymous reporter	Substantiated	226	11%	
		Alternative Response - Not a victim	543	26%	
		Unsubstantiated	1,279	62%	
		Unknown/Missing	18	1%	
Unknown	unknown or missing	Substantiated	25	32%	
		Alternative Response - Not a victim	15	19%	
		Unsubstantiated	30	39%	
		Unknown/Missing	7	9%	

## NCANDS Data

All data shown on this report come from the state supplied NCANDS data files. The NCANDS data files begin with cases that have been opened for investigation. It is important to note that these graphs **do not** include all hotline calls.

### Maltreatment Disposition vs. Report Disposition

On a Child File record, dispositions of substantiated, indicated, unsubstantiated, etc. can be assigned for up to four different allegations of maltreatment. For example, if physical abuse and neglect are alleged, either one, both, or neither one may be substantiated.

An overall disposition for the report is also assigned and applies to all children on the report, regardless of the disposition of an individual child's allegations. The disposition of a report will correspond to the highest level of any of the allegations for any of the children on the report. For example, if a report has three children, and only one allegation for one child was substantiated, the report disposition is substantiated for all three children, even though no allegation is substantiated for two of them. More succinctly, for a given record, the fact that the Report is substantiated does not mean the child is a victim. Only if all the allegations for all the children on the report are unsubstantiated is the report disposition coded as unsubstantiated. (pg 10)

### State Classification of the Disposition of investigations

The disposition of each investigation depends on the classification system used by the participating state. Most states use a two-tier system that categorizes an allegation as substantiated or unsubstantiated. Some states use a three-tier system that includes a third category, indicated. In these states, maltreatment is indicated if there is sufficient reason to suspect that the child may have been maltreated or is at risk of maltreatment, but the case does not meet the level of evidence required by state law to substantiate the allegation.

A small number of states have diversified systems that do not fit into the two and three tier disposition categories. To accommodate these states, NCANDS uses two additional disposition codes, known as Alternative Response-Victim and Alternative Response-Nonvictim. Only states with a diversified system use these codes.

For analytic purposes, NCANDS considers children who have been assigned the Substantiated or Indicated codes (MalLev 1 or 2) to be victims of maltreatment.

### Foster Care Services:

Activities associated with 24-hour substitute care for children placed away from their parents or guardians and for whom the state title IV-B/IV-E agency has responsibility for placement, care, or supervision.

A foster parent is an individual who provides a home for orphaned, abused, neglected, delinquent or disabled children under the placement, care or supervision of the state. The individual may be a relative or non-relative and need not be licensed by the state agency to be considered a foster parent.

This field indicates that this service began or continued for the child in the report or the child's family as a result of the CPS response to reported allegations.

A value of "1" can only be entered in this field if the services were delivered between the report date and 90 days after the disposition date of the report, and the services continued past the report disposition date.